



*The Best Accessory
for your PC!*

Web address:
phoenixpcug.org

October 2007

The Newsletter of the Phoenix Personal Computer Users Group
"Users helping users to understand computers"

PHOENIX PC USERS GROUP
5555 N 7TH ST STE 5 PMB 101
PHOENIX AZ 85014-2575

Technology Partners Inc.

5800 N 19th Avenue
#101-109
Phoenix, AZ 85015
Tel: (602) 278-6060
Fax: (602) 347-8820
WEB Site: www.tpi-us.com



Arizona's Source For PC Systems, Laptops and Components

This month's PC User Group Member Specials

Reseller ... Becomes A Partner Today!

Buffalo CMTL 1 GB DDR2 PC5300	\$45
Toshiba 80 GB ATA Laptop Hard Drive	\$58
Microsoft Office 2007 Basic Edition	\$162
Microsoft Vista Business Edition	\$136
Netgear WGR613V Wireless Router with Phone Adapter	\$45

Benefits include:
Resale Partner Pricing
Free Training (Microsoft, Intel)
Credit Term
Fast RMA Turnaround
Loaner Products
& Many More.....



Call us today to custom build your PC, laptop or Server!
(602) 278-6060



Why Buy From Technology Partners?

In business for over 12 years
One of the largest system builders in the entire Southwest
Local inventory
Local delivery
Same day RMA service
Experienced in helping resellers and consultants
Experienced in dealing with small-to-medium sized businesses
Capable in handling ANY size orders.
Friendly business environment.

Phoenix PC Users Group

Board of Directors

President:	Kathy Jacobs
Vice-President:	John Curth
Secretary:	Tj Hargrave
Treasurer:	Joe Shipley

Bill Aulepp
 Joe Benedetto
 Dean Botchuck
 Bill Funk
 Hank Pearson
 David Yamamoto

Staff Members

Membership Coordinator:	Nancy Chapman
Asst Membership Coord:	TBD
Asst Membership Coord:	TBD
Fountain Hills Coordinator:	Tj
East Side Coordinator:	TBD
Public Relations:	Tj
Newsletter Editor:	Bruce Jacobs
Assistant Editor:	TBD
Advertising Manager:	TBD

Contact Information

Kathy Jacobs	president@phoenixpcug.org
Bruce Jacobs	editor@phoenixpcug.org

The October 2007 main meetings will be
West Side Tuesday, Oct 16

DeVry University, 2149 W Dunlap Ave, Phoenix

East Side Wednesday, Oct 17

University of Advancing Technologies
 2625 W Baseline Rd,
 Tempe (one block west of Fry's Electronics)

Fountain Hills Thursday, Oct 18

Fountain Hills Library, 12901 N La Montana Drive,
 Fountain Hills

**The topic for the main meeting this
 month is:
 Photo Story
 and
 Creative Memories**

**Check our Website at www.phoenixpcug.org
 to verify subject matter and time for ALL meetings!**

**Help Your
 User Group Grow**

**Bring a Friend
 to the Meetings**

Contributing Editors

Kathy Jacobs

Inside this Issue...

Running a Q & A Session	6
September Meeting Notes	7
Can't Stand Intolerance	8
Websites 4 You: Google Street View	10
Digital Photo SIG This Month.....	11
Kodak Inspiration Tour	11
Automobile Computers.....	12
Special Vista Presentation Planned	14
Web Tour	16
Membership Application	16
Save Your Wednesdays !!!	Back Page

Users Group News

October 2007 General Meeting Topics:

West and Fountain Hills Meetings: Photo Story

The west side and Fountain Hills meetings will feature Bill Funk presenting on Microsoft's Photo Story 3 for Windows. Photo Story is a slide show maker, but it makes the slide shows you always wanted to make. Not only does it present your digital photos, it allows you to use transitions between photos, and it also lets you add captions and music (if you don't have your own music, it will actually make it up for you). Each photo can be individually cropped and rotated, and you can pan and zoom your way.

East Side Meeting: Creative Memories

Creative Memories offers a variety of products to help you celebrate your memories.

From traditional scrapbooking albums and decorative supplies to digital software and StoryBook photo books that help you showcase your digital images, we want your life to be beautifully shared and celebrated.

See www.azacc.org for details

Coming in October

West and Fountain Hills:

Gadgets and Expanded Q & A

East Side:

RedSeven Linux, Computer Hardware and More

General Meetings start with Questions and Answers at 6:30 PM. This is followed by the general topic of the meeting. The meetings finish by 9:00 PM

CALENDAR

Check our website for room and time information and to check for last minute changes

October 2007

Tuesday, October 16 West Side, (Photo Story) Room 212 DeVry
Wednesday, October 17 East Side (Creative Memories) UAT
Thursday, October 18 Fountain Hills (Photo Story) Library
Wednesday, October 24 6:00 PM (Photo SIG) room 102 DeVry
Wednesday, October 24 7 PM (Video SIG) room 102 DeVry

November 2007

Wednesday, November 7 (Board Meeting) DeVry
Thursday, November 15 Fountain Hills (General SIG @ 5:30). Library
Thursday, November 15 Fountain Hills (Gadgets)..... Library
Tuesday, November 20 West Side (Gadgets) DeVry
Wednesday, November 21 East Side (RedSeven) UAT
Wednesday, November 28 (Photo and Video SIG) DeVry

Notice:

The November Board Meeting will be at DeVry.

Notices:

East Side meetings are now different

See back page for details

**The November Fountain Hills Meeting
will be one week early due to the
Holiday**

Running a Q & A Session

By Bruce Jacobs, Phoenix PCUG Newsletter Editor

For a little over a year now I have been running most of the Q&A sessions for the Phoenix PC User Group. I am not always able to come to all of the meetings so I thought I would share a few tips on how to do this successfully.

I suppose I should explain what a User Group Q&A session is. The main purpose of User Groups is to bring computer users together to share information and solutions to computer problems. Most user groups divide the meetings into two main sections. One very visible section is the vendor presentation. A representative of a software or hardware company shows off the features of their product.

The other part of the meeting is a Q&A (Question and Answer) session. For a successful session you must have people with questions, people who will try to help and a facilitator. For our group the process works as follows. The facilitator stands up in front of the group and asks if there are any computer questions or problems. Members raise their hands if they have a question. The facilitator selects a person to ask their question. The facilitator repeats the question, asks clarifying questions if needed, and then waits for a member to suggest a solution or ask a clarifying question.

The facilitator must keep the meeting under control. This includes all of the normal things needed to keep a meeting in order. Keeping people from getting off topic. Keeping order. It is best to encourage members to raise their hands both before asking questions and before making suggestions.

It can be difficult to get volunteers to run the sessions. Most people feel that the facilitator must have the strongest technical background in the room. This is not really that important. The technical answers and expertise should mainly come from the audience.

A technical background is only helpful when dealing with three issues: Translating those answers which are too technical into simpler terms, asking clarifying questions, and the last and most tricky issue, dealing with situations where no one has an answer.

Usually when we cannot come up with an answer the problem is that the user did not bring enough information to the meeting, they may not remember what an error message said, what they just installed, or what brand of operating system they are running.

The important step, if you don't have an answer, is to provide a plan of action. Some things to try, some searches to do on the web or a company to contact for support

ψ

Did you know that you can get your newsletter electronically each month?

Or did you expect to get a copy electronically and still received a paper copy?

Just send us a note or check the box on your membership Application. You will get a notice each month when the newsletter is available on the website.

Make sure you include your email address. At least one member who requested an electronic copy did not include the email address on the membership application.

September Meeting Notes

By Dean Botchuck, Phoenix PCUG Board

Streaming music recorders

ALL2WAV

Free download from
www.naturpic.com/all2wav/

It can capture audio directly from the internet or sound card and saves in .WAV format only. This is not trial software. No expiration date.

FREE HI Q RECORDER....

Free download with available upgrade from
www.roemersoftware.com

It captures all audio from the sound card and saves in mp3 and more. This is not trial software. No expiration date.

AUDACITY.

Version 1.2.6 (stable version)

OR

Version 1.3.3 (beta version)

Free download from
www.audacity.sourceforge.net

This is not trial software. No expiration date.

NEW FEATURES IN VERSION 1.3.3

- ◆ Great improved equalization tool.
- ◆ Great new repair tool.
- ◆ Numeric position readout and control.
- ◆ Improved noise removal tool.
- ◆ Speed control tool bar.
- ◆ Adjustable auto-save backups.
- ◆ VCR type recording timer.
- ◆ More file format support.
- ◆ More keyboard controls.

I have not detected any problems with the beta version but it does not have a manual so, you must use the old manual.

Music file sizes

I have been ask many times about audio file sizes. The following file sizes are based on the same CD quality file. That is.... 128kbps, 44.1kbs sample rate and 32bit float byte width.

- .WAV.....10.0MB
- .FLAC.....5.52MB
- .OGG_Vorbis...1.05MB
- .MP2.....1.14MB
- .MP3.....938KB (.938MB)


All exactly 1.00 minute in length.


Any questions contact: dbotchuck@gmail.com ♪

David Yamamoto
Computer Consultant
1401 W. Rovey Ave
Phoenix, Az 85013

(602) 995-0053
(623) 872-1114
(602) 418-1243=Mobile
dydavid@ix.netcom.com
<http://dydavid.tripod.com>

Member
www.phoenixpcug.org





Kathy Jacobs

1464 S. Stapley Dr., # 1045
Mesa AZ 85204

Phone: 602-569-6430 or 602-791-1138
call_kathy@cox.net or kathy.jacobs@gmail.com

Can't Stand Intolerance

By Hank Pearson, Phoenix PCUG Board

When our computers slow down, we get impatient. Years ago, before we had personal computers, we used terminals to get work done on mainframes. And sometimes the response time was so slow we almost wished we could get our keypunches back.

Back in card days, we couldn't wait for the keypunch operators, so we learned to edit our own programs. Some of you might be old enough to remember how we duped cards up to the column where the change started, keyed the change, and duped the rest of the card. If the change contained fewer or more characters than the original, we had to re-key the rest of the card. At least that was how it was designed to work. But we learned we could apply firm pressure to the input or output card to slip the rollers and insert or delete characters. Maybe not good for the machine, but we were so impatient.

Waiting for the computer is a test of tolerance, as Tim Berners-Lee puts it. His name doesn't ring a bell? Tim Berners-Lee invented the World Wide Web in 1989. Sir Tim, by the way, as he was knighted by H.M. Queen Elizabeth in 2004.

He writes about waiting for a free port on the mainframe at CERN, the European Particle Physics Laboratory in Geneva. "You could wait for typically 35 minutes and then it would suddenly ask you whether you were there. You had a few seconds in which to hit a key to be connected, and if you missed it you would be dropped from the queue. This ratio of 35 minutes to 20 seconds I called the tolerance ratio - in that case, intolerance ratio!"

"Unitarian Universalism is famous for its

tolerance," he writes in an article that starts out, "People have often asked me whether the Web design was influenced by Unitarian Universalist philosophy."

www.w3.org/People/Berners-Lee/UU.html

"I have to say that it wasn't explicitly, as I developed the Web well before I came across Unitarian Universalism at all," he continues. "But looking back on it, I suppose that there are some parallels between the philosophies."

Although I am not a UU, I have attended some of their services. They are an interesting group.

'UUs perhaps share the view that "If there is one thing I can't stand - it's intolerance!".' And I tolerate Sir Tim's British punctuation.

What is Tim Berners-Lee doing now?

He is a Senior Research Scientist at the Laboratory for Computer Science and Artificial Intelligence (CSAIL) at the Massachusetts Institute of Technology (MIT) where he heads the Decentralized Information Group (DIG).

www.w3.org/People/Berners-Lee/Overview.html

"The Decentralized Information Group explores technical, institutional and public policy questions necessary to advance the development of global, decentralized information environments."

dig.csail.mit.edu/2004/12/23-mission.html

He is the director of W3C, the World Wide Web Consortium, which he founded in 1994.

www.w3.org/People/Berners-Lee/Longer.html

The W3C creates standards for the web. "W3C's mission is: To lead the World Wide Web to its full

Intolerance... Continues on page 9

Intolerance... Continues from page 8

potential by developing protocols and guidelines that ensure long-term growth for the Web."
www.w3.org/Consortium/

He is Professor of Computer Science at Southampton ECS, UK.
www.w3.org/People/Berners-Lee/Overview.html

"The School of Electronics and Computer Science at the University of Southampton (ECS) is one of the top-ranked research and teaching organizations in its field worldwide."
headscape.co.uk/view_article/4/160/university_of_southampton.html

He has won dozens of distinguished awards from around the world.
www.w3.org/People/Berners-Lee/Longer.html

I mention some of Tim Berners-Lee's many accomplishments to point out that he is truly an outstanding leader in the world of computing. I find it fascinating that this super-tech takes the time to share philosophy.

"When you look at the way Unitarians feel society works, and the way a lot of the Internet and the Web works, it might be fun to draw some comparisons. Let's take this all with a pinch of salt," he writes in the UU article.

"There is very little structure. There is the idea that society can run without a hierarchical bureaucratic government being involved at every step, if only we can hit on the right set of rules for peer-peer interaction. So where design of the Internet and the Web is a search for set of rules which will allow computers to work together in harmony, so our spiritual and social quest is for a set of rules which allow people to work together in harmony.

"It used to be the case that internet protocols were designed with some clear vision of the final harmonious interworking in mind, whereas laws

and rules of behaviour tended to be put together without a clear common understanding of what tomorrow's world would look like. Nowadays, even Web developments happen because of our gut feeling that certain properties of the Web will lead to great things, but we often expect the results to be amazing and good, but unpredictable."

The next time your computer is a little slow, remember the 35 minutes to 20 seconds ratio of intolerance. It would have been so easy for Tim Berners-Lee to give up and find another career. But he had a philosophy that gave him hope:

"The whole spread of the Web happened not because of a decision and a mandate from any authority, but because a whole bunch of people across the 'Net picked it up and brought up Web clients and servers, it actually happened. ...

It is necessary to UU philosophy that such things can happen, that we will get to a better state in the end by each playing our small part. UUism is full of hope, and the fact that the Web happens is an example of a dream coming true and an encouragement to all who hope." ✚

Want your own 15 minutes of fame?

Write an article for your newsletter.

- ◆ Explain Something
- ◆ Review a Product
- ◆ Write a letter to the Editor
- ◆ Solve World Hunger!

Websites 4 You: Google Street View

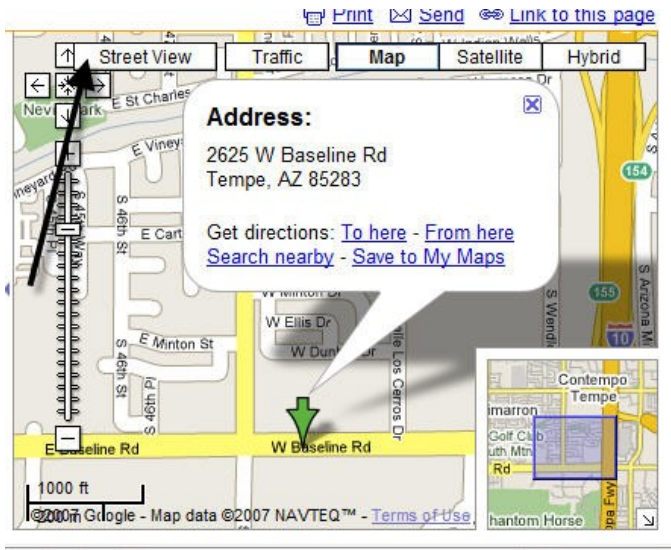
By Bruce Jacobs, Guest Author

This week I got a notice that Google has Street View available for much of the valley.

So what is Street View? It is a new feature in Google maps which allows you to see street level views of some selected areas. The official purpose of the feature is to help you find destinations when driving. In theory, you can see in advance what the building you are driving to looks like before you leave.

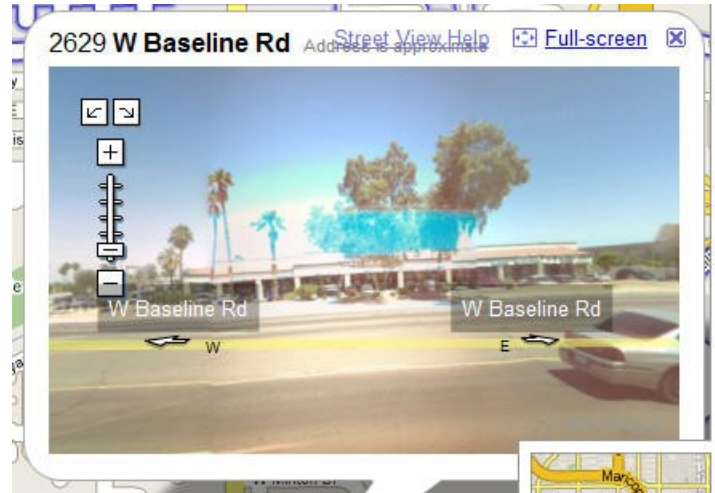
Let's say, for example, that you want to go to the east side meeting but have never been there before. You fire up Internet Explorer, navigate to Google, click on the maps link and enter the address "2625 W Baseline Rd, Tempe, az"

Google shows you a screen something like this:



The black arrow I added points to a new button that shows up only if Google has street level photos of locations on the current map.

When you click on the button those locations on the map where they have taken their pictures will be highlighted in blue and a little stylized person will show on the map. Using the mouse to move the figure on the map to a street highlighted in blue show a street level photo from that location.



Once you are in this view you can spin around and look in different directions using the arrow keys. You can also "drive" up down streets as long as you stay in areas that they have photographed.

I mentioned earlier that you could use this tool to find destinations "in theory". I added that qualification because it doesn't always work. Frequently the location you will want was not photographed. They have covered many of the important locations in the valley but they did not film the majority of the residential areas. In some cases the addresses are off slightly. For example, based on the Street View photos I would go one building too far to the west of the east side meeting location.

These photos are also taken with special 360° camera installed in an unmarked white van. Many of the photos taken here in the valley have glare and other problems. These are much more severe than any problems they had in San Francisco. San Francisco was the first site they implemented and the one I was most familiar with before. I am not sure if the problems here are due to our bright sunlight or the care taken by the operators of the camera.

Despite these disappointments, the feature is quite fun to play with and I recommend everyone try it out.

Digital Photo SIG this month

The Digital Photo SIG this month is scheduled to feature presentations by Art Skopec on two subjects:

Liquid Resize is a program that uses a technique called "Seam Carving" to resize images in different and frequently more intelligent way. Unfortunately even a thousand words could not describe what this does.

The second program is called LightZone which does photo editing and photo enhancing. †

Kodak Inspiration Tour

Looking for something free and different to do at the State Fair this year? Check out the Kodak Inspiration Tour. This 4,000 square foot pavilion is included in the regular ticket price for the fair.

What do you get? According to Kodak's site, the pavilion is actually three concourses. At the Digital Photography Concourse, you can get a digital photo taken of yourself with backgrounds ranging from Cinderella to the Kodak NASCAR car. At the printing concourse, you take the pictures that were taken and print them on one of Kodak's printers. Okay, that's obvious.. But you can also have your picture displayed on the digital photo wall

for all to see. The third part of the exhibit is the Gallery. Here you will learn about taking the digital photos and turning them into all kinds of great gifts.

Yes, the pavilion is a pure PR piece for Kodak. But, since it is included in the price of the fair, it sounds to me like a great way to waste a bit of time. As an added bonus, it is out of the sun, so it should be reasonably cool. Did I mention that you can register to **win prizes** and you get to keep the photo and the frame?

Learn more at the state fair site: www.azstatefair.com/attractions/attractions.aspx, or Google "Kodak inspiration tour" for the official Kodak site. †

Want to be a PPCUG mentor?

What is a PPCUG mentor? A mentor is a person who volunteers to answer short computer questions asked by members.

Questions should be simple and answerable in less than 15 minutes.

You can set a specialty to answer questions on like Excel or Outlook, or just be a general mentor.

You can also limit the hours you are available.

Contact the newsletter editor at editor@phoenixpcug.org

Include your phone number, available hours and specialty for listing in the newsletter.

Automobile Computers

By Bob Elgines

Editor, Colorado River Computer Club, AZ

Elginesz(at)rraz.net

www.ccrcc.org

Obtained from APCUG with the author's permission for publication by APCUG member groups



Is your Engine Check light on? Do you need a smog test? Is your engine running rough? Is your transmission shifting improperly?

Did you know you can read your automobile computer results with a simple plug in device?

All autos from 1996 and newer have common plugs and codes mandated by the Federal Government. Some late 1995 models are also equipped with this type of computer and will have on the label under the hood "OBD II" listed. Prior to 1995 some Engine Check Lights in the car were on timers or mileage meter, and would come on after 50,000 miles and really had nothing to do with the operation of the engine or computer.



"OBD II" is the model of your Powertrain

Control Module (PCM) -- terminology for the on-board automobile computer that controls engine and drive train. Some automobile models will use more sensors and controlling devices than others. There are Continuous Monitors, such as Misfire, Fuel System, and Comprehensive Components, and Non-Continuous Monitors, such as EGR System, O2 Sensors, Catalyst, Evap System, Secondary Air, and A/C Systems.

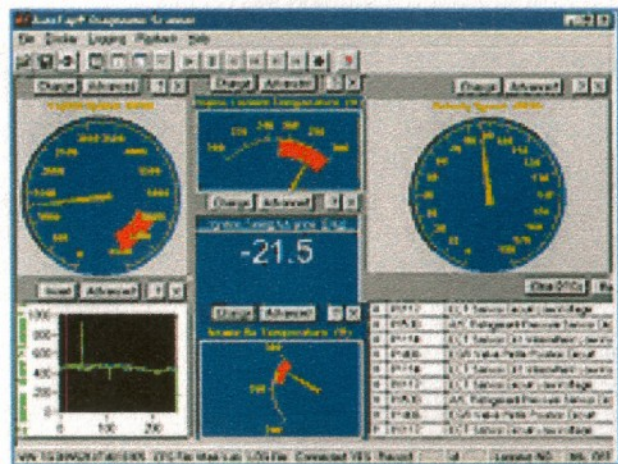
New car dealers charge you \$100 to plug their reader in called a diagnostic test, and guess at what to replace. An example is EVAP codes can appear for several things such as leaky hoses, gas

cap, EVAP solenoid, EVAP pump, etc. All these have to do with the evaporation of fuel from your gas tank. They will replace them one at a time charging you labor and diagnostic charges for each item, that can be \$200 plus parts for each replacement.

Simple code readers start at \$40 at Harbor Freight. The next model up costs \$80 to \$90 and the difference is more readings, memory and allows updates via the web (there have not been any updates since 1999). Top models will cost \$200 to \$250, but allow you to plug the results into your computer via a USB connector giving you much more information and possibly allowing some adjustments.

Most Data Link Connectors (16 pin) are under the dash just left of the steering wheel. Below-right is a basic definition of how to understand the codes that you will read. There are at this time 7000 different codes with several being for Diesel engines only. You have Generic Codes and special Manufacture Codes.

Below is an example of a readout on a PC of one of the more expensive model readers.



This article has been provided to APCUG by the author solely for publication by APCUG member groups. All other uses require the permission of the author (see e-mail address above).

ψ

This Months Video SIG

The group will be presenting on one of the following topics:

**The Microsoft Zune
Archos
Media Converter
Or Pinnacle Studio**

Come and see which one!

APCUG Articles

This User Group is a member of the Association of Personal Computer User Groups (APCUG). The organization provides many services to its member organizations.

One of the services provided is a common clearing house of articles for use in member newsletters. Any article in the newsletter which says "Via APCUG" in the by line was obtained through APCUG.

If given permission by the author, we will submit articles to APCUG for publication in other newsletters.

If you submit an article to the *Phoenix PC User Group News*, please let me know if you want it submitted to them.

PODCAMP AZ

**Saturday, November 3, 8:00 a.m.- 5:00 p.m.
at the University for Advancing Technologies**

**Admission: Free; Register online and propose
session topics at
<http://podcamp.pbwiki.com/Podcamp-AZ>.**

Local media companies and individuals including The Creation Shop, Steven Groves, Provision Team, and Minced Media present Podcamp AZ.

This free one-day "unconference" is dedicated to the sharing of information around new and social media including audio and video podcasting, and blogging. Attendees and participants include podcasters and viewers/listeners, bloggers and readers, and new media types of all stripes. The first Podcamp was held in Boston on Sept 9-10, 2006, and was organized by podcasters and technology writers Chris Brogan, Christopher S. Penn, Bryan Person, Steve Garfield, Adam Weiss, and Susan (Sooz) Kaup, with help from dozens of others.

The main goals of Podcamp are to share information, network, and foster community around the many issues of new and social media production. Presentations will include:

- ◆ Evo Terra, 'Turning Ravenous Fans into Valuable Contributors.'
- ◆ Steven Groves, 'The ROI of Social Media - hard & soft metrics considered.'
- ◆ Kathy Jacobs, 'PodCasting for the Small Business Owner.'
- ◆ Ken Crockett, 'Podfading: How to keep from podfading.'
- ◆ Kim M. Bayne, 'The Care and Feeding of Online Communities.'
- ◆ Michael R. Mennenga, 'Beyond Podcasting - How to leverage Cross-Media.'
- ◆ Nicole & Marc Spagnuolo, 'Streaming Live Video - Taking your community to the next level.'

Special Vista Presentation Planned

By Bruce Jacobs, Phoenix PCUG Newsletter Editor

See Vista Installed and attend a Special Q & A session on Vista.

Sometime in the next couple of months I will be doing a special presentation on installing Microsoft Vista Ultimate. This will be installed on the club laptop configured to allow dual boot. This will allow us run either the current Windows XP operating system or Windows Vista Ultimate. The differences between installing for dual boot and just installing on a blank machine are minor and will be explained.

I could have done this at home but the process is educational and fairly fool proof. I also thought that the demo could be done in front of people who were not members of the group in the hopes of increasing our membership.

At times during the meeting, the Vista install will be showing a progress bar. During those times we will be switching the screen over to a laptop with a completed install of Vista. This will allow the demonstration of Vista features and the answering of questions about Vista.

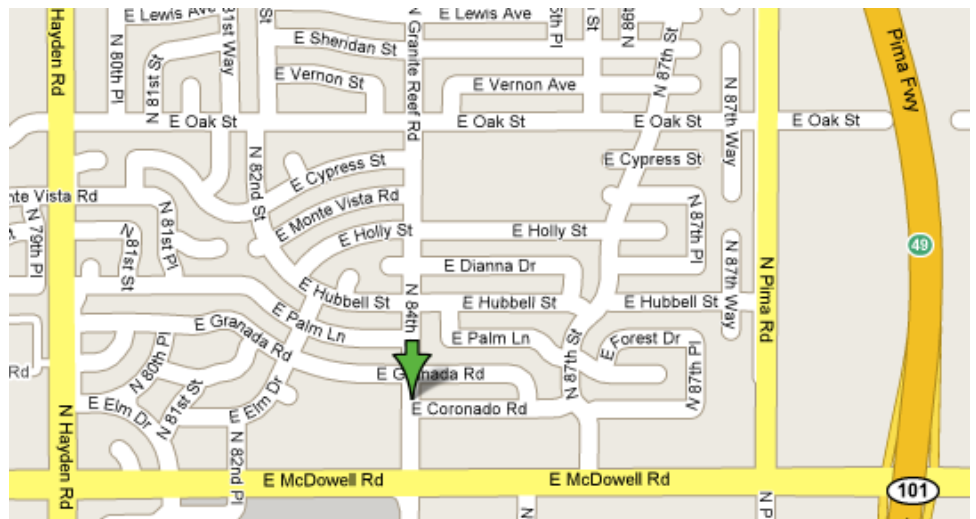
The schedule of this event has not been finalized, but will probably last about two hours. I will be scheduling a room and will need to have an estimate of the number of people interested. If you are interested in attending this event please contact me at call_bruce@cox.net.

ψ



Granite Reef Senior Center
1700 N. Granite Reef Road,
Scottsdale

Please note that the
November board meeting will
be at DeVry.



Need a Ride?

Have you been not able to come to our monthly meetings because you have no way to get to them? We have a solution for you!

Able to Provide a Ride?

Are you willing to pick up, transport and drive another member to one meeting a month? We have an opportunity for you!

PPCUG's Ride Sharing Program

Allen Hunt, long time group member has volunteered to coordinate member communication for those who need rides and those who can provide them.

To join the program for either side, email Allen at adhunt@cox.net Provide your name, your address, a way to contact you, and whether you can give or need a ride.

Allen will gather the information from everyone who responds and connect up drivers with riders. It will be the responsibility of the individual members to organize the actual rides, dates, and pick up information.

As an added bonus, any driver participating will receive one extra raffle ticket each time they drive a member to a meeting.

Thanks to everyone who participates in the program for making our group better!

SIG Notes

Digital Photography

Joe Benedetto runs the Digital Photography SIG. See the SIG calendar on our website for last minute information.

Video

David Yamamoto leads the Video SIG, which meets right after the Digital Photography SIG.

General Interest

Chuck Lewis leads the General Interest SIG. This SIG meets in the Fountain Hills Library conference room. Email for this SIG can be sent to genint@phoenixpcug.org

Contact SIG leaders by e-mailing SIGs@phoenixpcug.org for more information.

**These are your SIGs,
so please support them!**

The Official Policy of the Phoenix PC Users Group is that we do not condone software piracy in any form.

Web Tour

By John Curth, Phoenix PCUG Vice President

Take the time to look at some of these using your search engine:

Automobile	Computers	Educational	Exhibits
Game Sites	Home Pages	Cam Sites	Magazines
Museums	NASA	Sites for Seniors	Space
US Law	Weather	Medicine	Retirement

Please send your favorite list to: webtour@phoenixpcug.org

Then at the next meeting you can walk us through the site and tell us what you thought was so neat and helpful to you.

Phoenix PC User Group Membership Application

First: _____ Initial: _____ Last: _____

Address: _____

City, State: _____ Zip Code: _____

Home Phone: _____ Work Phone: _____ Ext: _____

Release my address to vendors? Yes No Note: Phone numbers **will not** be listed.

E-mail address: _____

Standard * \$36.00 per year

* Individual member and/or their spouse and children under 18.

Receive Electronic newsletter ONLY

Yes No

Mail this completed form with payment to:

Phoenix PC Users Group

5555 N. 7th Street, Suite 5

PMB101

Phoenix, AZ 85014

October 2007

This newsletter is a publication of the Phoenix PC Users Group, Inc. All rights reserved except as specifically permitted.

Articles, programs, reviews, artwork, photographs and any advertisements are compiled without verification of accuracy, or suitability to a specific task or computer. Any comments, or claims, made within this publication are solely the responsibility of the author and do not express the views of any other group member, the Board of Directors, nor the Phoenix PC Users Group, Inc. We reserve the right to refuse any advertising for any reason.

The Phoenix PC Users Group News, a newsletter, is published monthly, with article submission deadlines occurring the 29th of each month. This publication is mailed with the intention of reaching members before the monthly meeting of issue date. The Group is not responsible for lost or destroyed newsletters, other than replacing an issue lost in the mail. Notify the group Membership Coordinator at least four weeks in advance of change of address when moving.

Copyright 2007 by the Phoenix PC Users Group, Inc. This publication may not be photocopied, reproduced in whole or in part, by any means,

without specific written consent of the Phoenix PC Users Group, Inc.

Other computer user groups currently exchanging newsletters with the Phoenix PC Users Group, Inc. are granted permission to copy, redistribute, and use this publication as needed, providing that articles, authors and this publication are credited. If the author of an article is not a member of PPCUG the author should be contacted for permission.

Submissions to the "News" should be in MS Word, RTF or unformatted text.

Articles, photos, screen shots may be e-mailed over the Internet directly to the editor at jacobsbd@cox.net. Please include the author's name, address, phone number and e-mail address on the first lines of the article.

All materials submitted will be considered for inclusion in the "News", but the Editor reserves the right to edit as necessary, to maintain standards of literacy, grammar, and length requirements. No materials will be returned unless arrangements are made in advance.

How to Submit Commercial Advertisements

Send commercial ad copy and payments to:
Ad Manager, Phoenix PCUG Newsletter,
5555 N 7th Street Suite 5 PMB 101
Phoenix, AZ 85014

Make checks payable to Phoenix PCUG
(Note: AD PAYMENT MUST ACCOMPANY AD unless credit arrangements have been made).
Commercial advertising rates per issue are shown below. Submit camera-ready black and white copy. Typesetting service and photographic services provided at additional cost and must be scheduled and paid for IN ADVANCE. Payment must accompany ad. Copy will not be returned unless return postage is prepaid. Single insertion ad rates are as follows:

Full Page (7.5" by 10.0") \$100.00
Half Page (7.5" by 5.0") \$50.00 Ask about multiple insertion discounts!!!
Quarter Page (3.75" by 5.0") \$32.00 Note: Oversized ads are charged to the next higher size rate!!
Business Cards (2.0" by 3.5") \$ 10.00 (minimum of 3 months prepaid)
For questions please contact Bruce Jacobs, 602-569-6430 or write to above


Submission deadlines are the 25th of each month prior to month of publication. Prices subject to change without notice.

Smart Computing Magazine

There is a way you can support your user group. Smart Computing Magazine will give a gift subscription to the Phoenix PC Users Group to be used as a door prize, raffle, etc., for each five subscriptions received from our group. Subscriptions can be applied for with the subscription coupon below or by phone as long as you use our group's unique source code number (8305) when beginning the subscription.

For each paid subscription using the source code 8305, our user group will be credited one credit. Results are calculated each quarter, and credits will accumulate until the group reaches five paid subscriptions, at which time they will contact the PPCUG.

In the event our group does not reach the five paid subscription mark by the end of the quarter, credits will be carried over into the following quarter until the amount reaches five paid subscriptions, at which time a free subscription will be issued.



Smart Computing & CPU

USER GROUP PROGRAM

1 Year\$29 2 Years\$48 3 Years\$64

Name _____

Company _____

Address _____

City _____ ST _____ Zip _____

Phone (____) _____

E-mail _____

Payment Options (Check One)

- Visa Mastercard Payment Enclosed
- Discover American Express Bill Me

Account Number _____ Expiration _____

Signature _____

SmartComputing.com/groups

Phoenix PC Users Group

Be Sure to use the Phoenix PCUG Numbers:

- SC: 8305
- CPU: 513
- PC Today: 197

Mail to:

Smart Computing; PO Box 85380
Lincoln, NE 68501-9807

Fax:

402-479-2193

Call to Order:

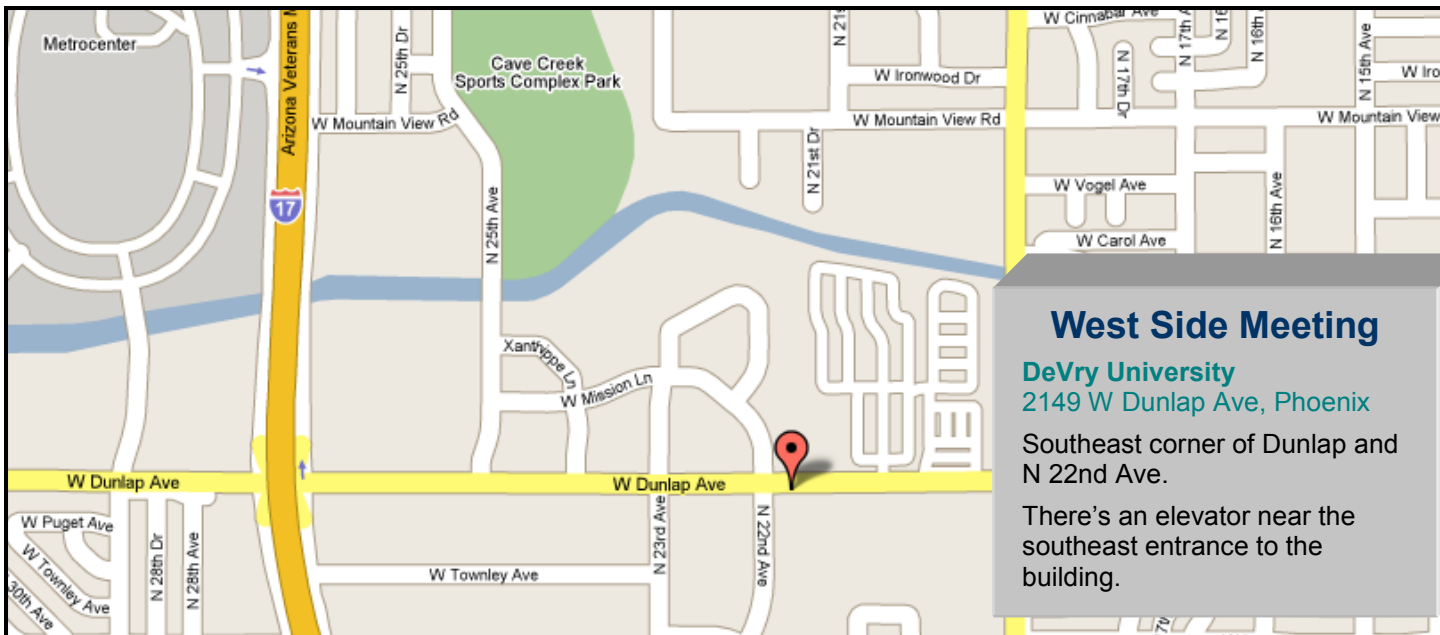
800-733-3809 • 402-479-2136

Smart Computing or CPU?

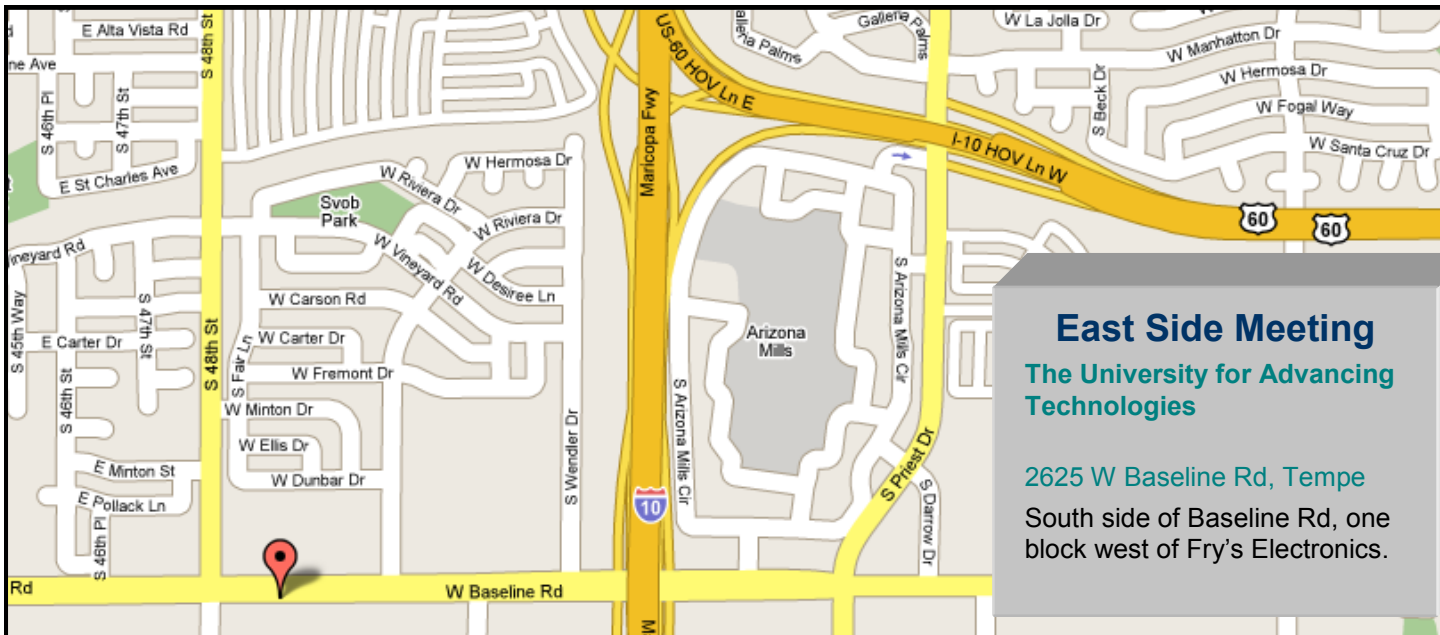


10-MINUTE Solutions For:
• Printer Problems
• Network Troubleshooting
• System Setup & Upgrades
• Internet Access Issues
• Hardware (RAM, Hard Drives, Modems, & More)
• Software (MS-DOS, Windows, & More)
• Troubleshooting & Error Messages

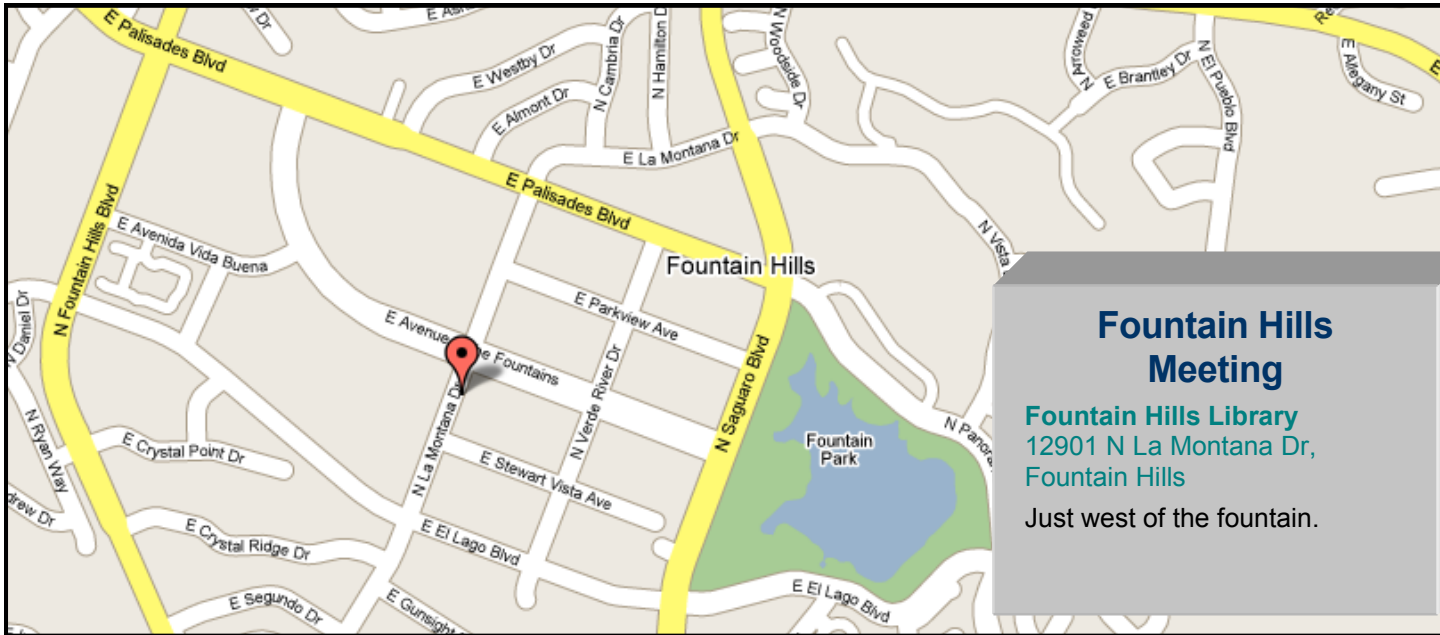




West Side Meeting
DeVry University
2149 W Dunlap Ave, Phoenix
Southeast corner of Dunlap and N 22nd Ave.
There's an elevator near the southeast entrance to the building.



East Side Meeting
The University for Advancing Technologies
2625 W Baseline Rd, Tempe
South side of Baseline Rd, one block west of Fry's Electronics.



Fountain Hills Meeting
Fountain Hills Library
12901 N La Montana Dr, Fountain Hills
Just west of the fountain.

Save Your Wednesdays !!!

By Bruce Jacobs, Phoenix PCUG newsletter editor

A major change to the monthly meeting schedule has been made.

Please Read This !!!

Based on your feedback at meetings and discussions by the board of directors the schedule of the main meetings of the user group has changed. Traditionally at our three main monthly meetings we have had the same presenter at each meeting. In an effort to improve the monthly meetings and to put less stress on our regular presenters your user group has joined AZACC.

They will provide a professional presenter each month October to April for our Eastside meetings. It is not possible to schedule the presenter for more than one meeting a month for a number of reasons.

Our involvement in this program is somewhat of an experiment and depends in part on attendance at the meetings.

If you wish to see the full schedule for this year or learn more about the organization visit there website at: www.azacc.org

Members should also know that the temporary parking situation that we have been experiencing at the east side meetings has been fully resolved. There is more than enough parking in the evenings now.